





Čtení, to nic není

Pracovní sešit

Barbora Smetanová

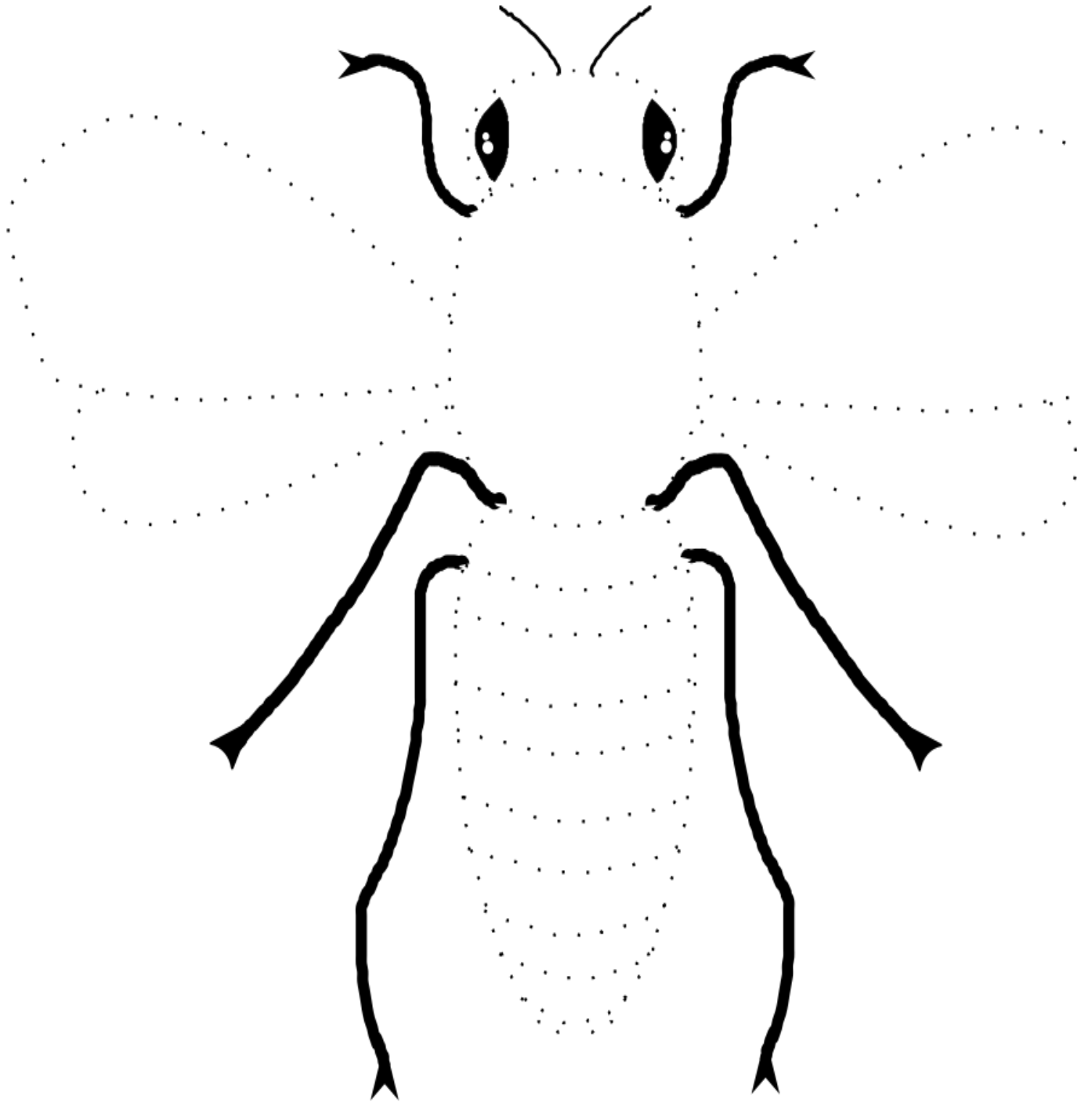


Text © Barbora Smetanová, 2021
Ilustrace a grafická úprava © Jaroslava Mištová, 2021

© Institut Duhovka, zařízení pro další vzdělávání
pedagogických pracovníků, s. r. o.

Co to je?


1) Spoj body. 



2) Co je co? Spoj. 


oř •

•




úl •

•





op •

•



3) Vyber z pravého sloupce slovo a napiš jej ke správnému obrázku.







oř

úl

op

4) Poskládej slova do věty a správně je zapiš. 

to

Co

je

_____ ?

Je

mé

to

_____ ?

je

A

co

ní

v

_____ ?

se


ví

To

_____ !

Ája a Eda


1) Kdo to je? Spoj. 



•

•


Ája



•

•

Eda



•

•


Eva




•


•


Oto

2) Nakresli, co dá Ája na uši. 




3) Nakresli, co se mu zdá. 




4) Zapiš slovo pod správný obrázek. 

Ája

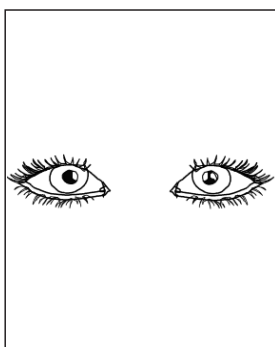
Eda

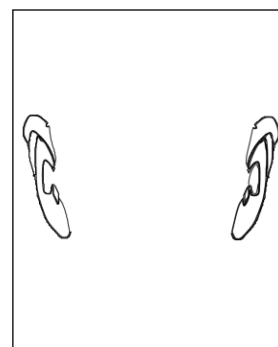




uši


oči






Oto

Eva





5) Poskládej slova do věty a správně je zapiš. 

spí.

Eda

_____	_____
_____	_____
_____	_____

Oto.

je

To

_____	_____	_____
_____	_____	_____
_____	_____	_____

dá

Ája

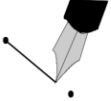
uši.

to


na

_____	_____	_____	_____	_____
_____	_____	_____	_____	_____
_____	_____	_____	_____	_____


Sob a laň

1) Spoj. 


Kde žil sob? •




Kam šel pít? •



Co jí dal? •



2) Kde je ucho?





3) Co je to? Piš.




sob

laň


syn





4) Vyber z pravého sloupce slovo a napiš jej ke správnému obrázku.











sob

laň

dub

ucho


les

5) Poskládej slova do věty a správně je zapiš. 

šel

Sob

pít



dub

Tam


je



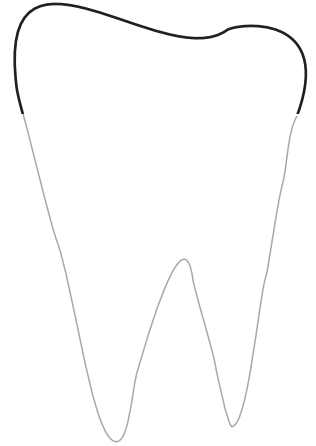
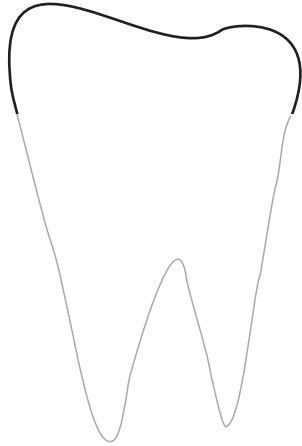
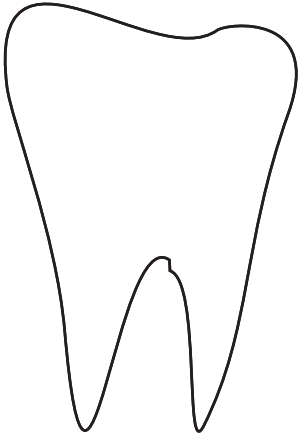
Mám


rád


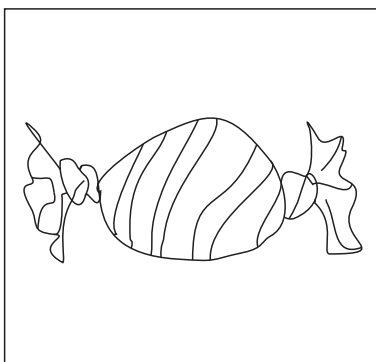
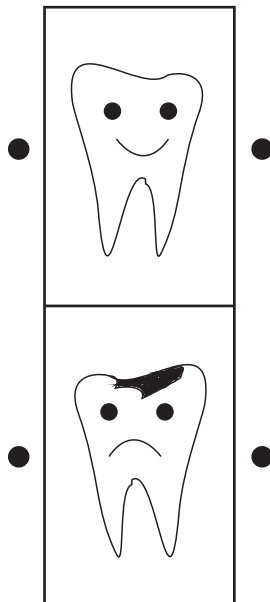

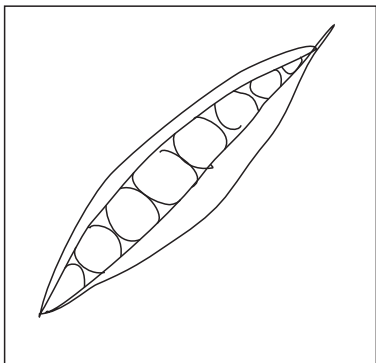
tě



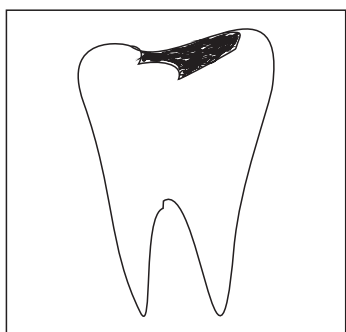
1) Dokresli zub. 




2) Co na kaz ano, co na kaz ne? Spoj. 

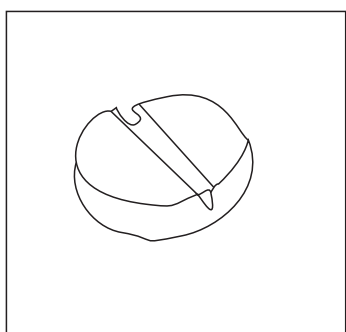


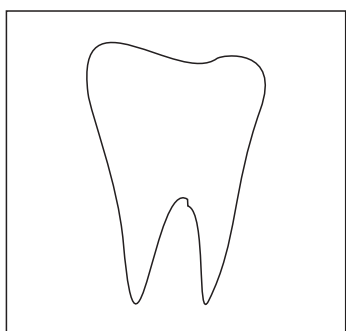
3) Vyber z pravého sloupce slovo a napiš jej ke správnému obrázku.











zub

kaz

lék

noc

čaj

4) Z pravého sloupce vyber slovo a zapiš jej do správné věty. 

Je



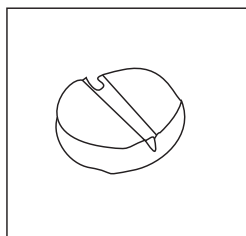
kaz

Bob má



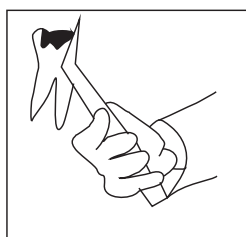
noc

Dám si



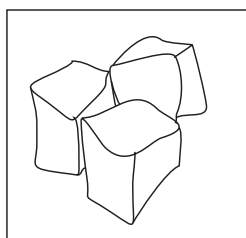
ven

Pán dá zub



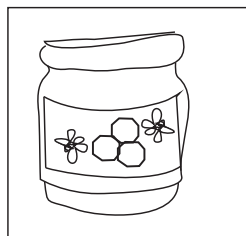
lék

Dám si tam




čaj

Mám chuť na čaj a



led

Dám si jen



med

Nor Ole

1) Najdi slova a zakroužkuj je.

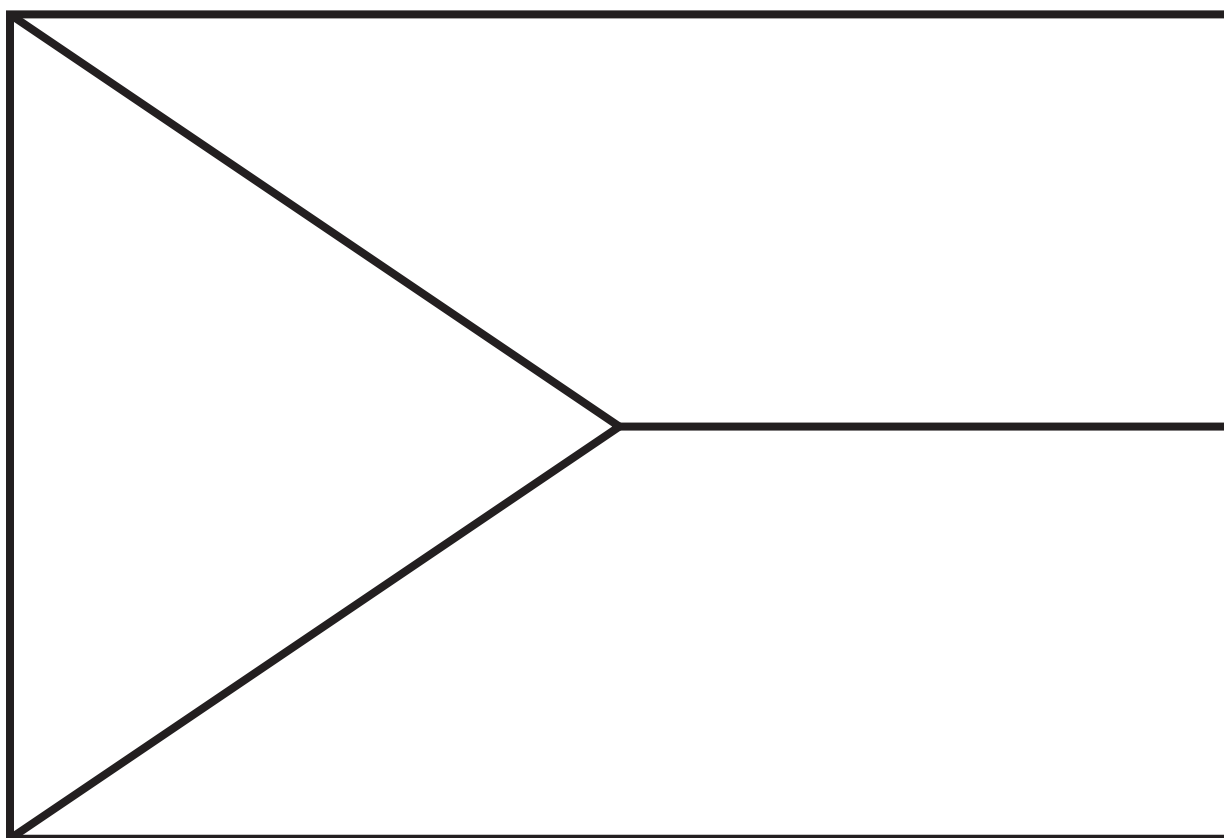



N	ř	d	e	n	l
o	x	q	p	ů	l
r	o	k	ó	l	o
g	ř	ý	l	e	d
z	e	k	k	f	ž
a	č	e	ch	č	e

2) Kde je Norsko a Česká republika?



3) Vybarvi vlajky.   




4) Zapiš slovo pod správný obrázek.



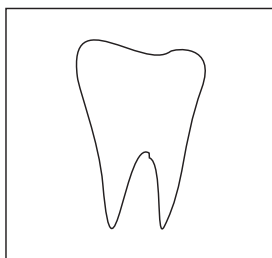
Nor




Čech



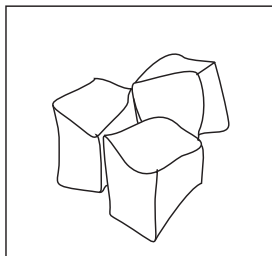
pes



zub




led



byt



den



noc



5) Rozhodni, zda je věta pravdivá. Zapiš do sloupečku *ano*, nebo *ne*.



ano

ne

Ole je Čech.

Ole má kus od nás byt.

Je tu jen rok.

„Tann“ je tam zub.

Má rád mou zem.

Žil tam, kde je pól.

Rád bych tam jel sám.

Čtení, to nic není I
Pracovní sešit
Autor: Barbora Smetanová
Ilustrace a grafická úprava: Jaroslava Mištová
Odpovědný redaktor: Barbora Galová, Michaela Paulová
Jazyková korektura: Petr Gal

Ve spolupráci s Pasparta Publishing, s. r. o, vydal Institut Duhovka,
zařízení pro další vzdělávání pedagogických pracovníků, s. r. o.,
Cihelná 635/2, Praha 1, v roce 2022
1. vydání

www.duhovkainstitut.cz
facebook.com/institutduhovka
instagram.com/duhovka_institute

www.pasparta.cz
facebook.com/pasparta
instagram.com/pasparta

Čtení, to nic není I – Co už umím

Jméno:

kartičky	1/1	1/2	1/3	1/4	1/5
knížky	1/1	1/2	1/3	1/4	1/5
pracovní sešit	1/1	1/2	1/3	1/4	1/5