











Čtení, to nic není

Pracovní sešit


Michaela Sychrová




Text © Michaela Sychrová, 2021
Ilustrace a grafická úprava © Jaroslava Mištová, 2021

© Institut Duhovka, zařízení pro další vzdělávání
pedagogických pracovníků, s. r. o.

Muž a pes

1) Spoj. 

míč



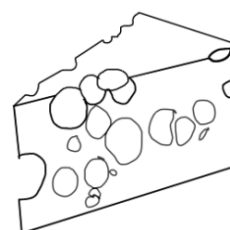
dům



pes



sýr



2) Doplň písmena. 

pít

pec

žár

dým

čas

noc

muž

m _ ž

n _ c

d _ m

p _ c

č _ s

ž _ r


p _ t

3) Nakresli sen. 


4) Zapiš slovo pod správný obrázek.



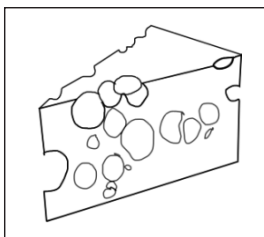
pec



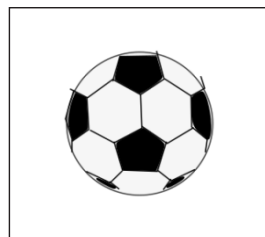
pes




sýr




míč



dům



dým



noc



den



5) Poskládej slova do věty a správně je zapiš.

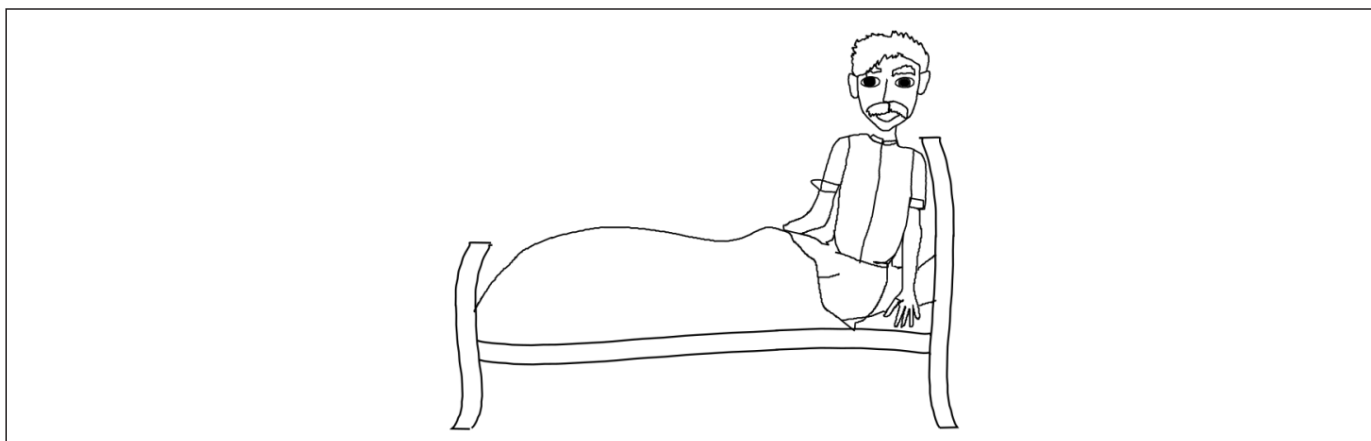


chce

Pes

míč

_____ •



sen

jen

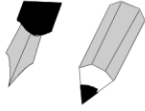
To

byl

_____ •

Tom a Ben

1) Piš a kresli.



míč *dar*

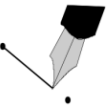





Ema

Tom

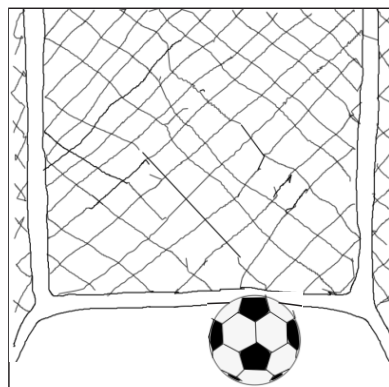
Ben

2) Spoj. 


Ema má míč. ●






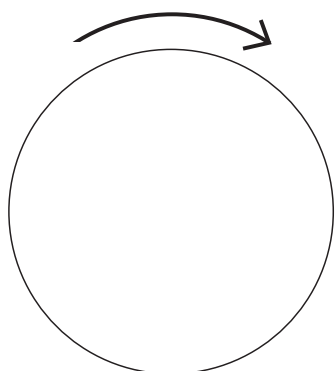
Ben je rád. ●



Tom dal gól. ●




3) Obtahuj míče 




4) Zapiš slovo pod správný obrázek.



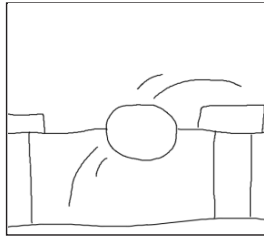
Tom




Ben




Ema




míč




dar




gól




hod'




běž



5) Poskládej slova do věty a správně je zapiš.



Ben šli a Tom ven.



se o míč Tom bál.

Eda, Bob a led

1) Nakresli.



Co má Bob?

A large, empty rectangular box with a thin black border, intended for drawing a response to the question 'Co má Bob?'.

Co má Eda?

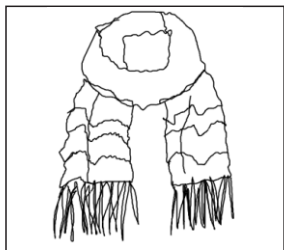
A large, empty rectangular box with a thin black border, intended for drawing a response to the question 'Co má Eda?'.

2) Najdi slova a přepiš je. 


| | | | | | | | | | |
|---|---|---|---|---|---|---|---|---|----|
| ž | p | t | y | č | e | h | g | e | ch |
| č | a | j | k | l | d | ů | d | t | y |
| o | t | p | u | k | a | l | h | š | ť |
| p | s | l | e | d | š | c | n | á | p |
| g | ó | l | p | c | d | e | n | l | z |

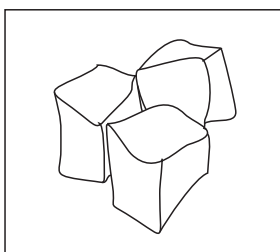
l e d

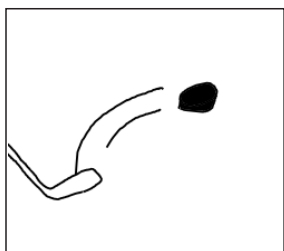
3) Zapiš slovo pod správný obrázek. 











puk

čaj

šál

led

Eda

4) Rozhodni, zda je věta pravdivá. Zapiš do sloupečku *ano*, nebo *ne*.



ano

ne

Eda má luk.

| | |
|-------|-------|
| _____ | _____ |
| _____ | _____ |
| _____ | _____ |

Eda se bál.

| | |
|-------|-------|
| _____ | _____ |
| _____ | _____ |
| _____ | _____ |

Bob má míč.

| | |
|-------|-------|
| _____ | _____ |
| _____ | _____ |
| _____ | _____ |

Eda si dá sýr.

| | |
|-------|-------|
| _____ | _____ |
| _____ | _____ |
| _____ | _____ |

Bob má pro Edu tyč.

| | |
|-------|-------|
| _____ | _____ |
| _____ | _____ |
| _____ | _____ |

Bob se o Edu bál.


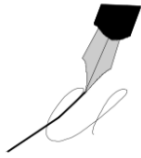
| | |
|-------|-------|
| _____ | _____ |
| _____ | _____ |
| _____ | _____ |

Eda si dá čaj.

| | |
|-------|-------|
| _____ | _____ |
| _____ | _____ |
| _____ | _____ |

Obr Tom

1) Obtáhni.



2) Kresli.



Obr Tom spí.

Obr si dá čaj.

3) Piš.



žal

pít

sůl


Obr má _____
_____.

Asi chce _____
_____.

To byl čaj a v něm _____
_____!

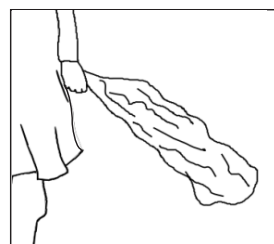

4) Zapiš slovo pod správný obrázek. 

den



tma

obr




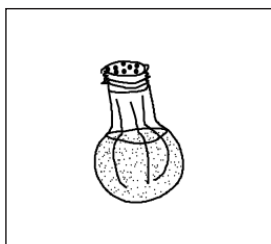
kyj

spí




jde

čaj



sůl

5) Poskládej slova do věty a správně je zapiš.



jde

ven

Obr

_____ .



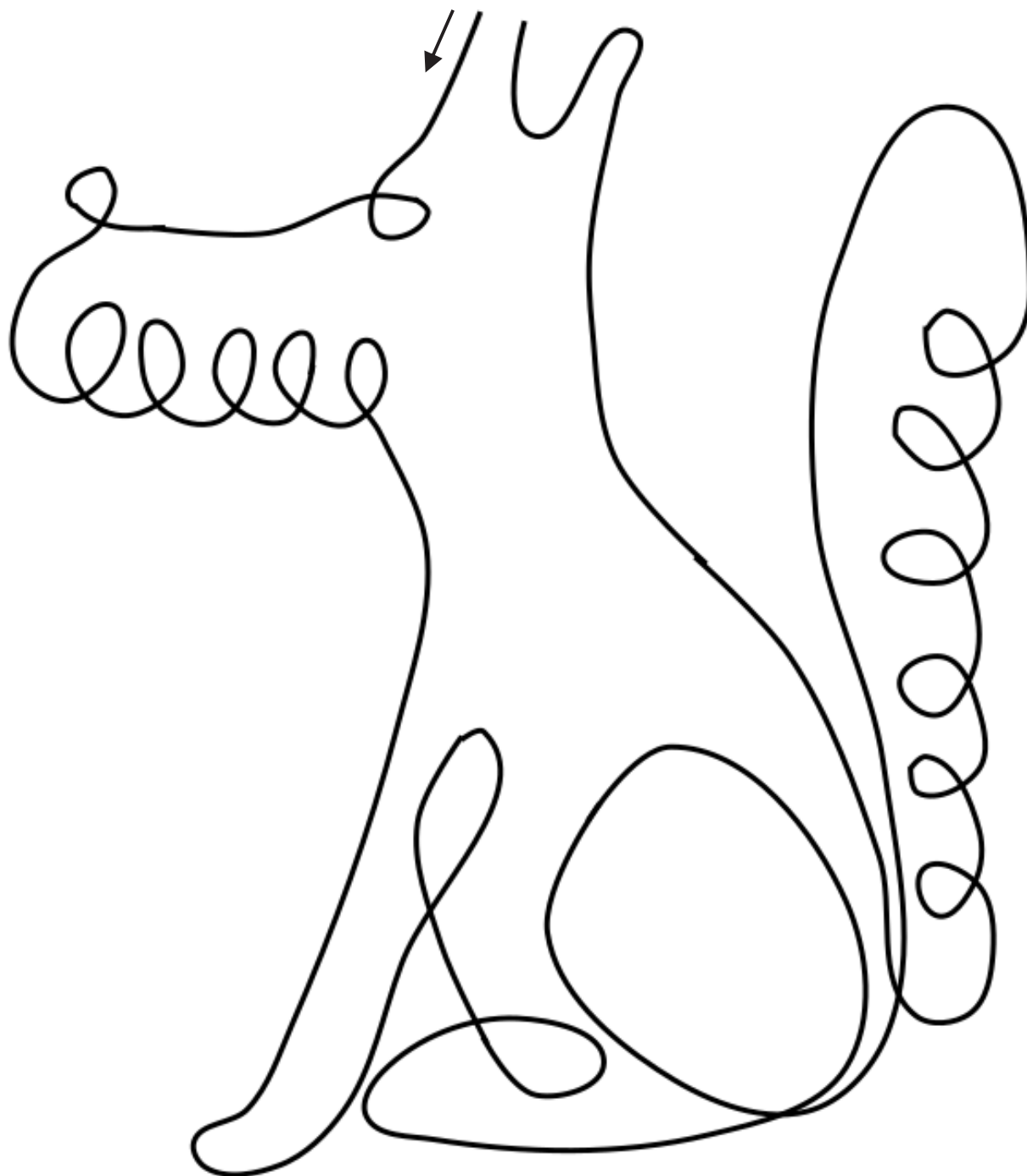
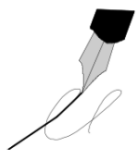
Tom

Obr


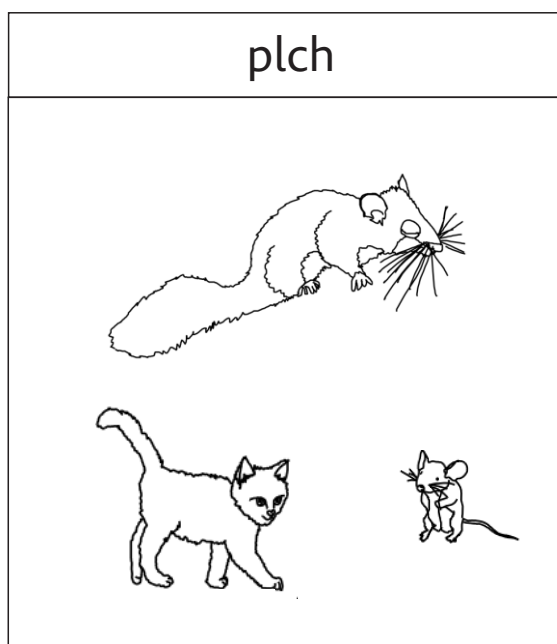
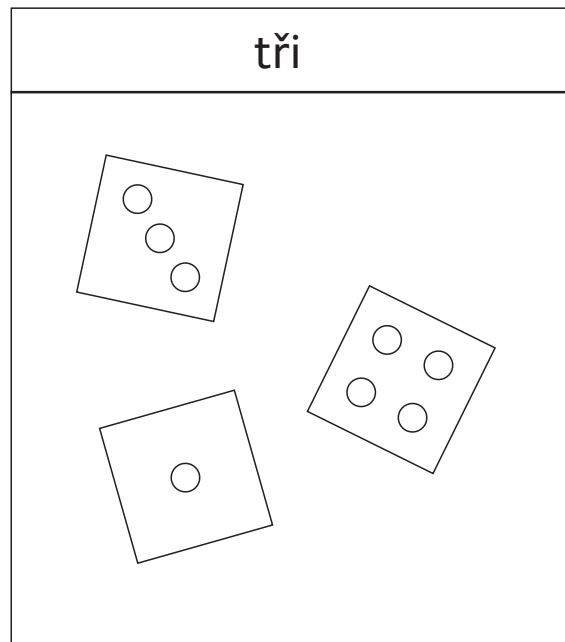
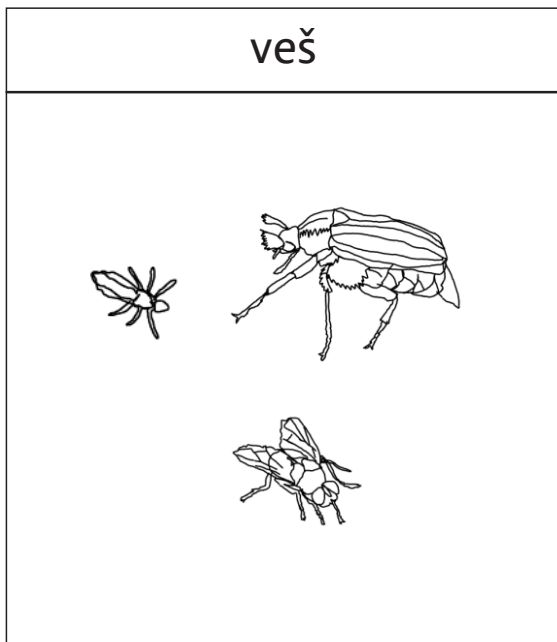


spí

_____ .


1) Obtáhni.

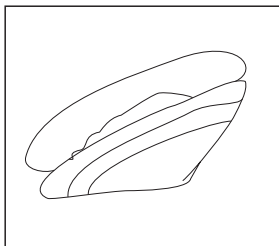



2) Zakroužkuj . 





3) Zapiš slovo pod správný obrázek.











vlk

plch

mlž

plž

tři vši

4) Rozhodni, zda je věta pravdivá. Zapiš do sloupečku *ano*, nebo *ne*.



| | <i>ano</i> | <i>ne</i> |
|------------------------|-------------------------|-------------------------|
| Plch spí. | _____ _____ _____ | _____ _____ _____ |
| Vlk jde na vrch. | _____ _____ _____ | _____ _____ _____ |
| Vlk jde až za ten buk. | _____ _____ _____ | _____ _____ _____ |
| Pět vší spí. | _____ _____ _____ | _____ _____ _____ |
| Plch chce pít. | _____ _____ _____ | _____ _____ _____ |
| Je den. | _____ _____ _____ | _____ _____ _____ |
| Vlk Ota chce pít čaj. | _____ _____ _____ | _____ _____ _____ |

Čtení, to nic není II
Pracovní sešit
Autor: Michaela Sychrová
Ilustrace a grafická úprava: Jaroslava Mištová
Odpovědný redaktor: Barbora Galová, Michaela Paulová
Jazyková korektura: Petr Gal

Ve spolupráci s Pasparta Publishing, s. r. o, vydal Institut Duhovka,
zařízení pro další vzdělávání pedagogických pracovníků, s. r. o.,
Cihelná 635/2, Praha 1, v roce 2022
1. vydání

www.duhovkainstitut.cz
facebook.com/institutduhovka
instagram.com/duhovka_institute

www.pasparta.cz
facebook.com/pasparta
instagram.com/pasparta

Čtení, to nic není II – Co už umím

Jméno:

| | | | | | |
|----------------|--------|--------|--------|--------|--------|
| kartičky | II / 1 | II / 2 | II / 3 | II / 4 | II / 5 |
| knížky | II / 1 | II / 2 | II / 3 | II / 4 | II / 5 |
| pracovní sešit | II / 1 | II / 2 | II / 3 | II / 4 | II / 5 |